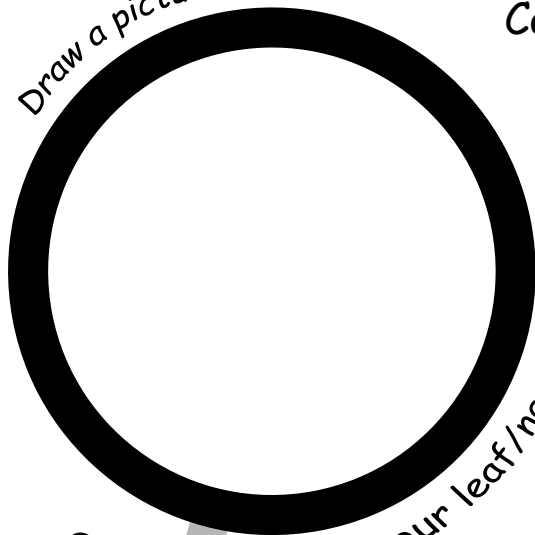


LEAF DETECTIVE

Draw a picture



of your leaf/needle

Can we find out what genus of tree this is based on the leaf/needle?

3 words that describe my leaf/needle are:

1. My leaf/needle **feels** _____
2. My leaf/needle **sounds** like this when I squeeze it _____
3. My leaf/needle **smells** like _____

CIRCLE WHAT IT IS!



leaf





or



needle





LEAF SHAPE

Check which applies:

-  hand-shaped
  spear-shaped
  heart-shaped
  round

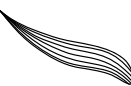


COLORS IN MY LEAF:

Check which applies:

-  orange
  red
  yellow
  green

LEAF VEINS

Circle which applies:

- parallel palmate pinnate
-  (straight lines)
  (like a web)
  (has a spine & ribs)

LEAF TYPE



Circle which applies:

- simple
 palmately compound
 pinnately compound
 bipinnately compound



NEEDLES ONLY!

Check which applies:

- Has scales?  Cypress
 Has needle clusters?  Pine
 Has individual needles?

Sharp & easily rolls between fingers?

Doesn't roll easily between fingers?




Spruce




Fir

NEEDLE KEY

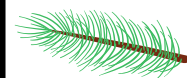


CYPRESS

(smells sweet & a little like a )



PINE



SPRUCE

(sharp needles)









FIR

(flat sided)

OTHER

LEAF KEY

| | |
|--|-----------------------------|
|  | MAPLE |
|  | OAK |
|  | BEECH |
|  | ALDER (sticky leaf buds) |
|  | ASH |
|  | WILLOW |
| | OTHER |

www.treemama.org

